


Carling Rocker Switches

Total Source Contura series rocker switches are available in single or double pole and have a wide variety of switching combinations. All switches are rated at 20amps at 4-14VDC and 15amps at 15-28VDC. Single or double illuminated and printed actuators add to the already vast range of switches. The actuators are made of thermoplastic polycarbonate and make the switch sealed from the front to a rating of IP67. With a minimum switching cycle of 150,000, the Contura series rocker switches are ideal for use where heavy switching and harsh environments are common.

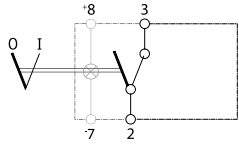
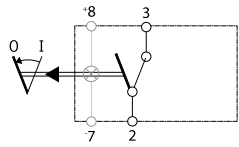
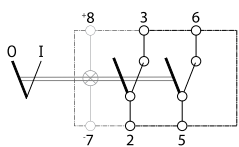
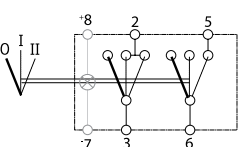


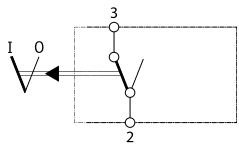
Assorted Actuators

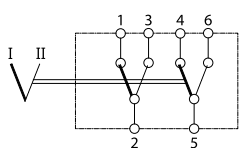


Accessories		
Part No.	Description	Fig No.
R001	12v warning lamp 2x red	1
R002	24v warning lamp 2x red	1
VCH	8 Terminal block	2
VCH-2	10 Terminal block	3
VHP	Blanking plate	4
VME	Switch mount - end section	5
VMM	Switch mount - centre section	6
VMS	Switch mount - single	7
VRT*	Removal tool	8

* Removal tool is used to remove a switch from the switch mounts and to remove an actuator from a switch body.

















Normally Open Contact				
	Part No.	Colour	Voltage	Description
	R403	no bulb	12/24	Off - On
	R403-12Axx	Amber	12	Single pole.
	R403-12Rxx	Red		Switch lighting is independent of switch function.
	R403-12R-L	Red		R403-12R-L - Lockable switch.
	R403-12Gxx	Green	24	Switches with no bulb come standard with a blank actuator.
	R403-24Axx	Amber		xx suffix extension refers to actuator symbol.
	R403-24Rxx	Red		
R403-24Gxx	Green			
	R508	no bulb	12/24	Off - Momentary On
	R508-12Rxx	Red	12	Single pole.
	R508-24Rxx		24	Switch lighting is independent of switch function.
	R404	no bulb	12/24	Off - On
	R404-12Axx	Amber	12	Double pole.
	R404-24Axx		24	Switch lighting is independent of switch function.
	R404-12Rxx	Red	12	Switches with no bulb come standard with a blank actuator.
	R404-24Rxx		24	xx suffix extension refers to actuator symbol.
	R511	no bulb	12/24	Off - On - On Collective
	R511-12Rxx	Red	12	Double pole.
				Switch lighting is independent of switch function.
				Switches with no bulb come standard with a blank actuator.
				xx suffix extension refers to actuator symbol.














Normally Closed Contact				
	Part No.	Colour	Voltage	Description
	R509	no bulb	12/24	On - Off
				Single pole.
				Comes standard with blank actuator.

Change-over Contact				
	Part No.	Colour	Voltage	Description
	R402	no bulb	12/24	On - On
				Double pole.
				Comes standard with blank actuator.









Rocker Switches

Change-over Contact I-O-II		Part No.	Colour	Voltage	Description
	R101	no bulb	12/24	On - Off - On Single pole. Comes standard with blank actuator.	
	R102	no bulb	12/24	On - Off - On Double pole. Switch lighting is independent of switch function.	
	R102-12GG	Green	12		
R102-12RR	Red	12			
R102-24RR		24			
	R302	no bulb	12/24	Momentary On - Off - Momentary On	
	R302-12RR	Red	12	Double pole. Switch lighting is independent of switch function.	
	R302-24RR		24		

Symbol	Description	Suffix No.
	Search Lamp	Rxxx-xxx01
	Horn	Rxxx-xxx02
	Service Lamps	Rxxx-xxx03
	Air Filter	Rxxx-xxx04
	Fog Warning Lamps	Rxxx-xxx05
	Differential Lock	Rxxx-xxx06
	Fan	Rxxx-xxx07
	Windscreen Washer	Rxxx-xxx08
	Spot Light	Rxxx-xxx09
	High Beam	Rxxx-xxx10
	Air Conditioning	Rxxx-xxx11
	Transmission Oil Temperature	Rxxx-xxx12
	Fog Lights	Rxxx-xxx13
	Side Marker Lamps	Rxxx-xxx14
	Headlamps	Rxxx-xxx15
	Increase Speed	Rxxx-xxx16

Symbol	Description	Suffix No.
	Hazard Lights	Rxxx-xxx17
	Interior/Dome Light	Rxxx-xxx18
	Rotating Beacon	Rxxx-xxx19
	Water Temperature	Rxxx-xxx20
	Windscreen Wipers	Rxxx-xxx21
	Worklamps	Rxxx-xxx22
	Left Arrow	Rxxx-xxx23
	Strobe Lights	Rxxx-xxx24
	Worklamp Left	Rxxx-xxx25
	Worklamp Right	Rxxx-xxx26
	Engine Oil Pressure	Rxxx-xxx27
	Demister	Rxxx-xxx28
	Auxiliary Fuel	Rxxx-xxx29
AUX	Auxiliary	Rxxx-xxx30
	Front Lamps	Rxxx-xxx31
	Rear Lamps	Rxxx-xxx32

Symbol Actuators

Symbol	Description	Suffix No.
	Arrow Up	Rxxx-xxx 33
	Reverse Light "R"	Rxxx-xxx 34
YARD	"YARD"	Rxxx-xxx 35
PTO	Power Take Off	Rxxx-xxx 36
	Tail Gate	Rxxx-xxx 37
	Arrow Down, Up	Rxxx-xxx 38
SYS	System	Rxxx-xxx 39
ABS	Anit-Lock Brakes	Rxxx-xxx 40
	Power Window	Rxxx-xxx 41
	Traction Control System	Rxxx-xxx 42
	Bilge Pump	Rxxx-xxx 43
	Bilge Blower	Rxxx-xxx 44