

Thin Wall Insulation Automotive Cable

Manufactured in accordance with DIN 72551 and ISO 6772-4.

Total Source Thin Wall Automotive Cable is the same standard as used in all current European passenger vehicles and transport equipment including trucks and buses.

Thin wall insulation allows for smaller, lighter harnesses with better heat dissipation properties than traditional cables.


Manufactured in Europe to the latest Lead Free regulations, the range is available on 500m reels in 12 basic colours and in over 100 trace combinations.














Cable Prefix	TW050	TW100	TW200	TW450
Cross Section - mm²	0.50	1.00	2.00	4.5
AWG Size	20	17	14	12
Number of Strands	16	32	28	65
Strand Diameter - mm	0.196		0.293	
Total Copper Diameter - mm	0.918	1.277	1.789	2.79
Min. PVC Wall Thickness - mm	0.26			0.32
Total Cable Diameter - mm	1.50 ± 0.1	2.0 ± 0.1	2.55 ± 0.1	3.90 ± 0.1
Max. Resistance @ 20°C - Ω/m	0.0371	0.0185	0.0094	0.00406
Temperature Range - °C	-25 to +105 (3000h)			
Reel Length - m	500			250
Reel Weight - kg	3.5	5.5	11	12
Voltage Drop	VD = Ω/m x amps x length			

Features










- Lead Free PVC insulation
- Superior heat dissipation
- Smaller & lighter harnesses
- More strands of smaller diameter copper than traditional cables
- Large range of colour and trace combinations
- 500m reels

Thin Wall Automotive Cable - Basic Colours				
Insulation Colour(s)	Conductor Cross Section - mm ²			
	0.50 mm ² 16/0.196	1.00 mm ² 32/0.196	2.00 mm ² 28/0.293	4.50 mm ² 65/0.293
 Black	TW050-BLK-500	TW100-BLK-500	TW200-BLK-500	TW450-BLK-250
 Blue	TW050-BLU-500	TW100-BLU-500	TW200-BLU-500	TW450-BLU-250
 Brown	TW050-BRN-500	TW100-BRN-500	TW200-BRN-500	N/A
 Dark Green	TW050-D-GRN-500	TW100-D-GRN-500	TW200-D-GRN-500	N/A
 Green	TW050-GRN-500	TW100-GRN-500	TW200-GRN-500	N/A
 Grey	N/A	TW100-GRY-500	TW200-GRY-500	N/A
 Orange	TW050-ONG-500	TW100-ONG-500	TW200-ONG-500	N/A
 Pink	TW050-PNK-500	TW100-PNK-500	TW200-PNK-500	N/A
 Purple	TW050-PUR-500	TW100-PUR-500	TW200-PUR-500	N/A
 Red	TW050-RED-500	TW100-RED-500	TW200-RED-500	TW450-RED-250
 White	TW050-WHT-500	TW100-WHT-500	TW200-WHT-500	N/A
 Yellow	TW050-YEL-500	TW100-YEL-500	TW200-YEL-500	N/A











Thin Wall Automotive Cable - Black Trace Variations

Insulation Colour(s)	Conductor Cross Section - mm ²		
	0.50 mm ²	1.00 mm ²	2.00 mm ²
	16/0.195	32/0.195	28/0.292
 Black Blue	N/A	TW100-BLK/BLU-500	N/A
 Black Brown	TW050-BLK/BRN-500	TW100-BLK/BRN-500	N/A
 Black Dark Green	N/A	TW100-BLK/D-GRN-500	TW200-BLK/D-GRN-500
 Black Green	N/A	TW100-BLK/GRN-500	N/A
 Black Grey	N/A	TW100-BLK/GRY-500	N/A
 Black Orange	N/A	TW100-BLK/ONG-500	N/A
 Black Pink	TW050-BLK/PNK-500	N/A	N/A
 Black Purple	TW050-BLK/PUR-500	TW100-BLK/PUR-500	N/A
 Black Red	N/A	TW100-BLK/RED-500	TW200-BLK/RED-500
 Black White	TW050-BLK/WHT-500	TW100-BLK/WHT-500	TW200-BLK/WHT-500
 Black Yellow	TW050-BLK/YEL-500	TW100-BLK/YEL-500	N/A

Thin Wall Automotive Cable - Blue Trace Variations











Insulation Colour(s)	Conductor Cross Section - mm ²		
	0.50 mm ²	1.00 mm ²	2.00 mm ²
	16/0.195	32/0.195	28/0.292
 Blue Black	TW050-BLU/BLK-500	TW100-BLU/BLK-500	TW200-BLU/BLK-500
 Blue Brown	N/A	TW100-BLU/BRN-500	N/A
 Blue Dark Green	TW050-BLU/D-GRN-500	TW100-BLU/D-GRN-500	TW200-BLU/D-GRN-500
 Blue Grey	TW050-BLU/GRY-500	TW100-BLU/GRY-500	N/A
 Blue Orange	N/A	TW100-BLU/ONG-500	TW200-BLU/ONG-500
 Blue Pink	N/A	TW100-BLU/PNK-500	N/A
 Blue Red	TW050-BLU/RED-500	TW100-BLU/RED-500	TW200-BLU/RED-500
 Blue White	TW050-BLU/WHT-500	TW100-BLU/WHT-500	TW200-BLU/WHT-500
 Blue Yellow	TW050-BLU/YEL-500	TW100-BLU/YEL-500	TW200-BLU/YEL-500

Thin Wall Automotive Cable - Brown Trace Variations







Insulation Colour(s)	Conductor Cross Section - mm ²		
	0.50 mm ²	1.00 mm ²	2.00 mm ²
	16/0.195	32/0.195	28/0.292
 Brown Black	N/A	TW100-BRN/BLK-500	TW200-BRN/BLK-500
 Brown Blue	N/A	N/A	TW200-BRN/BLU-500
 Brown Dark Green	N/A	TW100-BRN/D-GRN-500	TW200-BRN/D-GRN-500
 Brown Grey	N/A	TW100-BRN/GRY-500	TW200-BRN/GRY-500
 Brown Orange	N/A	TW100-BRN/ONG-500	TW200-BRN/ONG-500
 Brown Pink	N/A	TW100-BRN/PNK-500	TW200-BRN/PNK-500
 Brown Purple	N/A	TW100-BRN/PUR-500	TW200-BRN/PUR-500
 Brown Red	N/A	TW100-BRN/RED-500	TW200-BRN/RED-500
 Brown White	TW050-BRN/WHT-500	TW100-BRN/WHT-500	TW200-BRN/WHT-500
 Brown Yellow	TW050-BRN/YEL-500	TW100-BRN/YEL-500	TW200-BRN/YEL-500

Automotive Cable








Thin Wall Automotive Cable - Dark Green Trace Variations

Insulation Colour(s)	Conductor Cross Section - mm ²		
	0.50 mm ²	1.00 mm ²	2.00 mm ²
	16/0.195	32/0.195	28/0.292
 Dark Green Black	N/A	TW100-D-GRN/BLK-500	TW200-D-GRN/BLK-500
 Dark Green Blue	N/A	TW100-D-GRN/BLU-500	N/A
 Dark Green Brown	TW050-D-GRN/BRN-500	TW100-D-GRN/BRN-500	N/A
 Dark Green Grey	N/A	TW100-D-GRN/GRY-500	N/A
 Dark Green Orange	N/A	TW100-D-GRN/ONG-500	N/A
 Dark Green Pink	N/A	TW100-D-GRN/PNK-500	N/A
 Dark Green Purple	N/A	TW100-D-GRN/PUR-500	TW200-D-GRN/PUR-500
 Dark Green Red	TW050-D-GRN/RED-500	TW100-D-GRN/RED-500	TW200-D-GRN/RED-500
 Dark Green White	TW050-D-GRN/WHT-500	TW100-D-GRN/WHT-500	TW200-D-GRN/WHT-500
 Dark Green Yellow	TW050-D-GRN/YEL-500	TW100-D-GRN/YEL-500	N/A









Thin Wall Automotive Cable - Green Trace Variations

Insulation Colour(s)	Conductor Cross Section - mm ²		
	0.50 mm ²	1.00 mm ²	2.00 mm ²
	16/0.195	32/0.195	28/0.292
 Green Black	TW050-GRN/BLK-500	TW100-GRN/BLK-500	N/A
 Green Brown	TW050-GRN/BRN-500	TW100-GRN/BRN-500	N/A
 Green Dark Green	N/A	TW100-GRN/D-GRN-500	N/A
 Green Purple	N/A	TW100-GRN/PUR-500	N/A
 Green Red	TW-050-GRN/RED-500	N/A	N/A
 Green Yellow	TW-050-GRN/YEL-500	N/A	N/A








Thin Wall Automotive Cable - Grey Trace Variations

Insulation Colour(s)	Conductor Cross Section - mm ²		
	0.50 mm ²	1.00 mm ²	2.00 mm ²
	16/0.195	32/0.195	28/0.292
 Grey Black	TW050-GRY/BLK-500	TW100-GRY/BLK-500	N/A
 Grey Blue	N/A	TW100-GRY/BLU-500	N/A
 Grey Brown	N/A	TW100-GRY/BRN-500	N/A
 Grey Purple	N/A	TW100-GRY/PUR-500	N/A
 Grey Red	N/A	TW100-GRY/RED-500	N/A
 Grey White	N/A	TW100-GRY/WHT-500	N/A
 Grey Yellow	N/A	TW100-GRY/YEL-500	N/A










Thin Wall Automotive Cable - Orange Trace Variations

Insulation Colour(s)	Conductor Cross Section - mm ²		
	0.50 mm ²	1.00 mm ²	2.00 mm ²
	16/0.195	32/0.195	28/0.292
 Orange Black	N/A	TW100-ONG/BLK-500	TW200-ONG/BLK-500
 Orange Blue	TW050-ONG/BLU-500	TW100-ONG/BLU-500	N/A
 Orange Brown	N/A	TW100-ONG/BRN-500	N/A
 Orange Dark Green	N/A	TW100-ONG/D-GRN-500	N/A
 Orange Purple	N/A	TW100-ONG/PUR-500	N/A
 Orange Red	TW050-ONG/RED-500	N/A	N/A
 Orange White	N/A	TW100-ONG/WHT-500	N/A
 Orange Yellow	N/A	N/A	TW200-ONG/YEL-500

Thin Wall Automotive Cable - Pink Trace Variations










Insulation Colour(s)	Conductor Cross Section - mm ²		
	0.50 mm ²	1.00 mm ²	2.00 mm ²
	16/0.195	32/0.195	28/0.292
 Pink Black	TW050-PNK/BLK-500	TW100-PNK/BLK-500	N/A
 Pink Blue	N/A	TW100-PNK/BLU-500	N/A
 Pink Brown	N/A	TW100-PNK/BRN-500	N/A
 Pink Dark Green	N/A	TW100-PNK/D-GRN-500	N/A
 Pink Grey	N/A	TW100-PNK/GRY-500	N/A
 Pink White	N/A	TW100-PNK/WHT-500	N/A
 Pink Yellow	N/A	TW100-PNK/YEL-500	N/A

Thin Wall Automotive Cable - Purple Trace Variations











Insulation Colour(s)	Conductor Cross Section - mm ²		
	0.50 mm ²	1.00 mm ²	2.00 mm ²
	16/0.195	32/0.195	28/0.292
 Purple Black	TW050-PUR/BLK-500	TW100-PUR/BLK-500	N/A
 Purple Blue	N/A	TW100-PUR/BLU-500	N/A
 Purple Dark Green	N/A	TW100-PUR/D-GRN-500	TW200-PUR/D-GRN-500
 Purple Grey	N/A	TW100-PUR/GRY-500	N/A
 Purple Orange	N/A	TW100-PUR/ONG-500	TW200-PUR/ONG-500
 Purple Pink	TW050-PUR/PNK-500	TW100-PUR/PNK-500	N/A
 Purple Red	TW050-PUR/RED-500	TW100-PUR/RED-500	N/A
 Purple White	TW050-PUR/WHT-500	TW100-PUR/WHT-500	N/A
 Purple Yellow	N/A	TW100-PUR/YEL-500	TW200-PUR/YEL-500

Automotive Cable










Thin Wall Automotive Cable - Red Trace Variations

Insulation Colour(s)	Conductor Cross Section - mm ²		
	0.50 mm ²	1.00 mm ²	2.00 mm ²
	16/0.195	32/0.195	28/0.292
 Red Black	TW050-RED/BLK-500	TW100-RED/BLK-500	TW200-RED/BLK-500
 Red Blue	N/A	TW100-RED/BLU-500	TW200-RED/BLU-500
 Red Brown	N/A	TW100-RED/BRN-500	N/A
 Red Dark Green	TW050-RED/D-GRN-500	TW100-RED/D-GRN-500	TW200-RED/D-GRN-500
 Red Grey	N/A	TW100-RED/GRY-500	TW200-RED/GRY-500
 Red Orange	TW050-RED/ONG-500	TW100-RED/ONG-500	N/A
 Red Purple	TW050-RED/PUR-500	TW100-RED/PUR-500	N/A
 Red White	TW050-RED/WHT-500	TW100-RED/WHT-500	TW200-RED/WHT-500
 Red Yellow	TW050-RED/YEL-500	TW100-RED/YEL-500	TW200-RED/YEL-500

Thin Wall Automotive Cable - White Trace Variations

Insulation Colour(s)	Conductor Cross Section - mm ²		
	0.50 mm ²	1.00 mm ²	2.00 mm ²
	16/0.195	32/0.195	28/0.292
 White Black	TW050-WHT/BLK-500	TW100-WHT/BLK-500	TW200-WHT/BLK-500
 White Blue	TW050-WHT/BLU-500	TW100-WHT/BLU-500	N/A
 White Brown	TW050-WHT/BRN-500	TW100-WHT/BRN-500	N/A
 White Dark Green	TW050-WHT/D-GRN-500	TW100-WHT-D-GRN-500	TW200-WHT/D-GRN-500
 White Grey	TW050-WHT/GRY-500	TW100-WHT/GRY-500	TW200-WHT/GRY-500
 White Orange	N/A	TW100-WHT/ONG-500	TW200-WHT/ONG-500
 White Pink	N/A	TW100-WHT/PNK-500	N/A
 White Purple	N/A	TW100-WHT/PUR-500	TW200-WHT/PUR-500
 White Red	TW050-WHT/RED-500	TW100-WHT/RED-500	TW200-WHT/RED-500
 White Yellow	TW050-WHT/YEL-500	TW100-WHT/YEL-500	TW200-WHT/YEL-500

Thin Wall Automotive Cable - Yellow Trace Variations

Insulation Colour(s)	Conductor Cross Section - mm ²		
	0.50 mm ²	1.00 mm ²	2.00 mm ²
	16/0.195	32/0.195	28/0.292
 Yellow Black	TW050-YEL/BLK-500	TW100-YEL/BLK-500	TW200-YEL/BLK-500
 Yellow Blue	N/A	TW100-YEL/BLU-500	N/A
 Yellow Brown	N/A	TW100-YEL/BRN-500	N/A
 Yellow Dark Green	N/A	TW100-YEL/D-GRN-500	TW200-YEL/D-GRN-500
 Yellow Grey	N/A	TW100-YEL/GRY-500	N/A
 Yellow Orange	N/A	TW100-YEL/ONG-500	N/A
 Yellow Pink	N/A	TW100-YEL/PNK-500	N/A
 Yellow Red	N/A	TW100-YEL/RED-500	TW200-YEL/RED-500
 Yellow White	N/A	TW100-YEL/WHT-500	TW200-YEL/WHT-500