



HD10 Series

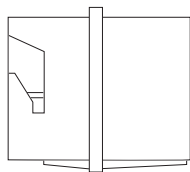
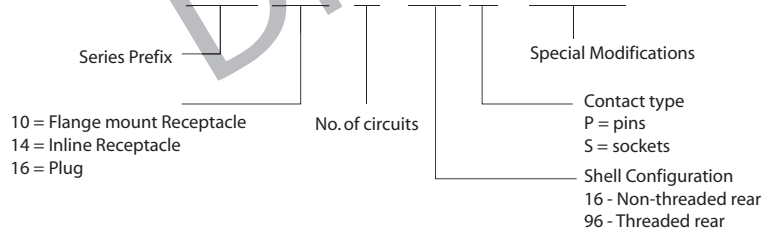
Deutsch® HD10 series connectors are able to withstand extreme environmental and industrial conditions due to their silicone seals and thermoplastic housings.

Both the plug and receptacle are available in non-threaded or threaded configurations for the use of rear hardware. ie. strain reliefs.

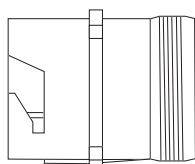
Receptacles are tooled in square flange mount or inline. The HD10 series connectors have insert arrangements of 3, 4, 5, 6 and 9.

Deutsch® HD10 series connectors are a great choice for general purpose use in any application that requires the connector to be sealed from the surrounding environment.

HD10-3-96P-****



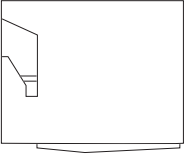
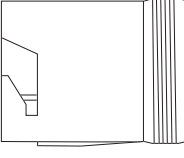
Non-Threaded Backshell

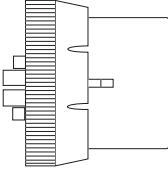
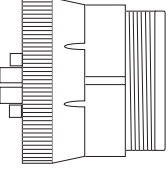


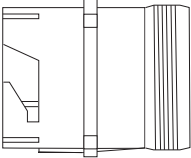
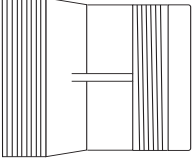
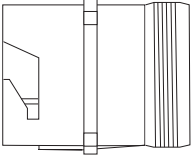
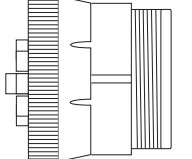
Threaded Backshell

HD10 Flange Mount Receptacle

Part No.	No. of Circuits	Housing Type	Pack Qty
HD10-3-96P	3	Threaded	1
HD10-4-4P	4	Threaded	1
HD10-5-16P	5	Non-threaded	1
HD10-6-12P	6	Threaded	1
HD10-6-96P	6	Threaded	1
HD10-9-16P	9	Non-threaded	1
HD10-9-96P	9	Threaded	1
HD10-6-12P	6	Threaded	1

 Non-Threaded Backshell		HD14 Inline Receptacle			
		Part No.	No. of Circuits	Housing Type	Pack Qty
 Threaded Backshell		HD14-3-16P	3	Non-threaded	1
		HD14-3-96P	3	Threaded	1
		HD14-5-16P	5	Threaded	1
		HD14-6-96P	6	Threaded	1
		HD14-9-16P	9	Non-threaded	1
		HD14-9-96P	9	Threaded	1

 Non-Threaded Backshell		HD16 Plug			
		Part No.	No. of Circuits	Housing Type	Pack Qty
 Threaded Backshell		HD16-3-96S	3	Threaded	1
		HD16-4-4S	4	Threaded	1
		HD16-5-16S	5	Non-threaded	1
		HD16-6-12S	6	Threaded	1
		HD16-6-96S	6	Threaded	1
		HD16-9-16S	9	Non-threaded	1
		HD16-9-96S	9	Threaded	1
		HD16-6-12S-B010	6	Threaded	1

 HD10-6-12P		 HD16-6-12S		CAN Data Connectors				
				Part No.	Pin Size	No. of Circuits	Housing Type	Pack Qty
 HD10-9-1939PE		 HD16-9-1939SE		HD10-6-12P	12	6	Threaded	1
				HD16-6-12S	12	6	Threaded	1
				HD10-9-1939PE	16	9	Threaded	1
				HD16-9-1939SE	16	9	Threaded	1



Shell Size	Plug		Receptacle	
	A (mm)	B (mm)	D (mm)	E (mm)
3	27.36	41.19	41.95	21.94
4	40.83	41.95	41.95	32.74
5	31.05	41.19	41.95	25.62
6	37.19	41.19	41.95	29.20
9	40.78	41.19	41.95	32.79

Part No.	Description	Suits series	Pack Qty
HDC14-3	Protective cap	HD16-3	1
HDC14-9	Protective cap	HD16-9	1
HDC16-3	Protective cap	HD10-3 & 14-3	1
HDC16-6	Protective cap	HD10-6 & 14-6	1
HDC16-9	Protective cap	HD10-9 & 14-9	1
HD18-003	Strain relief	All threaded housings	1
HD18-006	Strain relief		1
HD18-009	Strain relief		1

 3-16/3-96 3 size 16	 4-4 1 size 4 3 size 16	 5-16 5 size 16	 6-12 6 size 12	 6-96 6 size 16	 9-16 9 size 16	 9-96 9 size 16
 A = 24.44 B = 21.86	 A = 35.66 B = 28.80	 A = 28.54 B = 24.57	 A = 33.71 B = 30.18	 A = 33.71 B = 30.18	 A = 35.66 B = 28.80	 A = 35.66 B = 28.80